

WELCOME TO BEMPTON PRIMARY SCHOOL



Early Years


Ofsted

WE ARE GOOD IN ALL AREAS - 2024



Our Environment

Our language rich environment focuses on language and vocabulary development across all areas of learning. It promotes and encourages the enhancement of children's communication and language development, taking into account both the physical and emotional environment, with a focus on meaningful interactions with adults.

Our environment has predominantly open ended resources that develops children's curiosity and problem solving skills. We believe that children need the opportunity to take risks, to explore their surroundings and guide their own learning



A day in Puffin Class

- 8:45** The school day starts.
- 12:00** Dinner time
- 1:00** Afternoon session begins
- 3:20** The school day ends

Nursery sessions are

AM: 8:50 - 11:50

PM: 12:20 - 3:20

Entry to Puffin class is via the school playground. If for any reason you are late please go to the school office.



EYFS Vision

Our children at Bempton Primary School are curious, independent and passionate learners who are immersed in a language rich, purposely resourced environment. They have the confidence and resilience to be risk takers who challenge themselves, are aspirational and show respect for others.

We prioritise high quality interactions and sustained play which is punctuated with adult led activities, when appropriate, to enable our children to guide and drive their own learning and to develop their love for learning, to become lifelong learners.



Nursery Uniform

Royal blue polo shirt

Royal blue sweat shirt, cardigan or fleece

Charcoal or black trousers (tapered or straight leg only not skin tight legging style)

Charcoal or black knee length skirt

Black footwear should be worn (may include black trainers without white stripes) - preferable **velcro** to assist with changing into wellies.

Nursery Summer Uniform

Short charcoal or black trousers

Royal blue and white gingham knee length dresses

Closed toe sandals (For health and safety reasons flip flop style footwear is not permitted)

P.E. Kit

Black shorts and a royal blue T-shirt (both boys and girls)

Trainers

Red drawstring pump bag to keep them in.

It is vital that your child's clothes are labelled clearly.

Reception Uniform

Red polo shirt

Red sweat shirt, cardigan or fleece

Charcoal or black trousers (tapered or straight leg only not skin tight legging style)

Charcoal or black knee length skirt

Black footwear should be worn (may include black trainers without white stripes) - preferable **velcro** to assist with changing into wellies.

Reception Summer Uniform

Short charcoal or black trousers

Red gingham knee length dresses

Closed toe sandals (For health and safety reasons flip flop style footwear is not permitted)

P.E. Kit

Black shorts and a red T-shirt (both boys and girls)

Trainers

Red drawstring pump bag to keep them in.

It is vital that your child's clothes are labelled clearly.

What your child needs at School

Red Book Bag

PE kit to be kept at school (we will send it home at the end of each half term or if we think it requires a wash).

Earrings must be removed on these days

Hair tied up at all times

Wellies

Coat – we will be out in all weathers!

Named water bottle to be brought daily

Spare clothes incase your child has an accident

Please can you ensure that your child does not bring any of their own toys into Puffin Class as they often get upset if these get lost or broken.

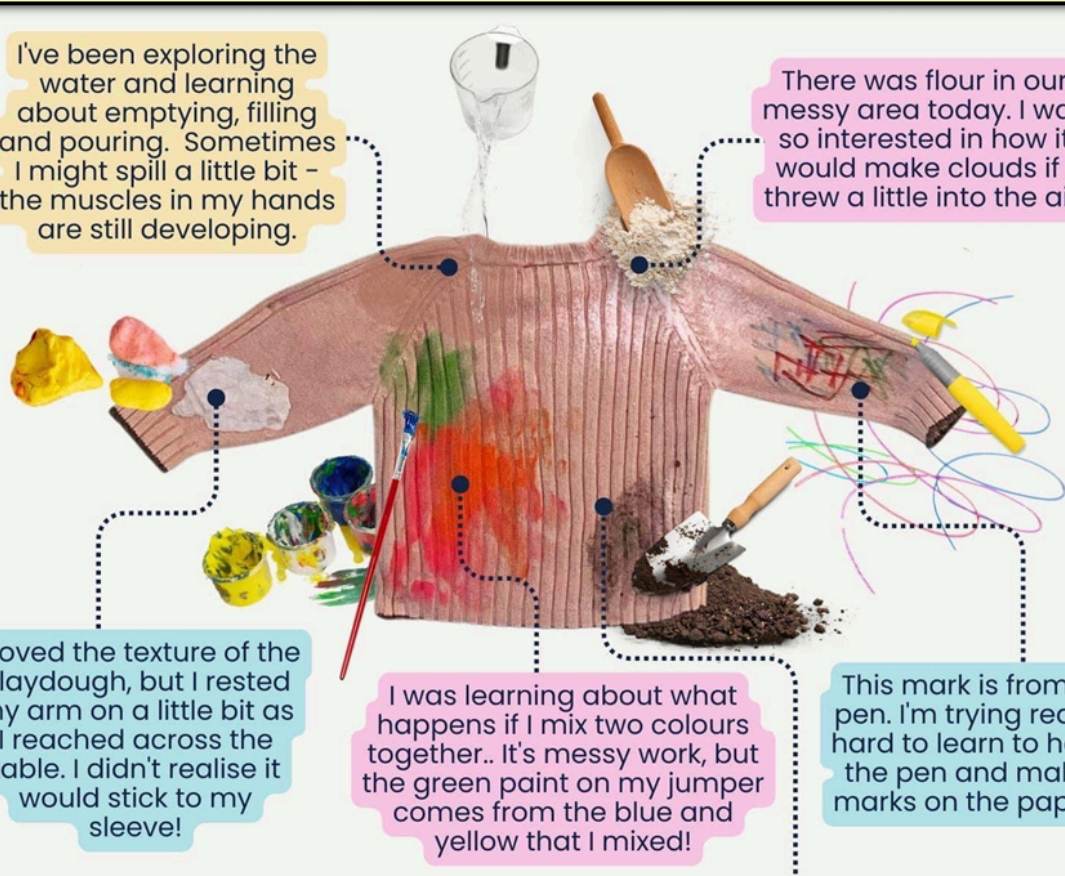
If your child is absent

If your child is ill, please notify the office as soon as possible by telephone on **01262 850508**

School fruit and vegetable scheme

Children are entitled to free milk until the term in which they become 5 years old. We get a selection of fruit and vegetables and these are eaten on a daily basis. Please let us know if there are any allergies.

I'm sorry I got messy today but...



I've been exploring the water and learning about emptying, filling and pouring. Sometimes I might spill a little bit - the muscles in my hands are still developing.


There was flour in our messy area today. I was so interested in how it would make clouds if I threw a little into the air.

I loved the texture of the playdough, but I rested my arm on a little bit as I reached across the table. I didn't realise it would stick to my sleeve!

I was learning about what happens if I mix two colours together.. It's messy work, but the green paint on my jumper comes from the blue and yellow that I mixed!

This mark is from a pen. I'm trying really hard to learn to hold the pen and make marks on the paper.

The mud kitchen is very dirty, but it's so much fun! Playing there helps me develop my imagination and explore my understanding of the world. I watched you cook at home and I wanted to try by myself.



Parental Involvement


We believe that working together with parents is extremely important to ensure that all children thrive in their early years. During your child's time in Puffin Class there will be many different ways that we can work together.

- Home Visits
- daily chats
- Stay and Play sessions
- Playgroup
- Assemblies
- Online Learning Journey (Tapestry)
- Attending workshops

Tapestry

Tapestry is an online platform that builds a very special record of your child's experiences, development and learning journey through their early years.

The communication between school and parents helps build a shared understanding of how every child can reach their full potential. We add observations throughout the year to share your child's learning and we encourage parents to add to this journal too to share new interests and achievements which we can build on or talk about within school.



EYFS Curriculum



COMMUNICATION & LANGUAGE

- Be confident to ask questions and make relevant comments
- Use a broad range of vocabulary
- Talk about things they are passionate about

- Show sympathy towards others
- Be resilient when faced with challenge
- Understand their feelings and emotions and begin to regulate them

PERSONAL, SOCIAL & EMOTIONAL



PHYSICAL

- Active, healthy and happy
- Use various tools with confidence (E.g. pencils, scissors, paintbrush, knives and forks)
- Begin to understand healthy lifestyle habits

READING

- Develop a love of reading
- Read simple, but challenging sentences using their phonic knowledge
- Retell stories through play

WRITING

- Be confident writers and write simple stories
- Be able to say what I want to write
- To know how to structure a sentence

LITERACY



MATHEMATICS

- Have a good understanding of numbers to 10, including knowing number bonds to 10
- Use mathematical knowledge and language independently in provision
- Reason and explain

- Be curious, explore and take risks
- Begin to understand and accept that we are all unique
- Understand our place in community and the wider world
- Be aware of changes in the world around us

UNDERSTANDING THE WORLD



EXPRESSIVE ARTS & DESIGN

- Be confident and imaginative when using a variety of art and DT skills
- Confidently express themselves
- Plan, make and review

How to prepare for Puffin Class



Get them excited for school!

Give them opportunities to practise taking turns and also to play independently



Toilet Train- so they can use the toilet independently, if possible



Read to them- foster a love of books



Help them to use a knife and fork



Teach them how to put their shoes on (velcro is best!)

Teach them to put on and take off their own coat

Make sure they can open their own lunch box



Show them how to hold a pencil correctly.



Practise taking off and putting on PE kit

Start teaching them to write their own name

Start practising how to use scissors safely.

Label everything with your child's name, including shoes!

Stages of Pencil Grip

1 to 2 Years Old: Fisted grasp or Palmar Supinate Grasp



- Pencil is held in the palm.
- All fingers and thumb are used.
- Movement is from the shoulder; the arm and the hand move as a unit. Light scribbles are produced with this pencil grip.

2 to 3 Years Old: Digital Pronate Grasp



- All fingers are holding the pencil but the wrist is turned so that the palm is facing down towards the page.
- Movement comes mostly from the elbow and the shoulder is now stabilized.
- Horizontal lines, vertical lines and circular lines are able to be copied.

3 to 4 Years Old: Four-Finger Grasp



- Fingers are held on the pencil shaft opposite the thumb, beginning to form the arc between the thumb and index finger.
- Movement occurs from the wrist; the hand and fingers move as a whole unit.
- Zigzag lines, crossed lines and simple humans can be drawn with this grip.

4 to 6 Years Old: Static Tripod Grasp or Static Quadropod Grasp



- A three-finger grasp, where the thumb, index finger and middle finger work as one unit.
- Movement is usually from the wrist with this static grasp. A static quadropod grip has a fourth finger involved.
- Triangles, circles and squares can be copied with this grip.

